



In This Issue...

2

Medical Neuro-Oncology

3

Awards Committee

5

Guidelines Subcommittee

6

Grant Opportunities

7

2010 Tumors Section/
BrainLAB International
Fellowship

8

International Committee
Reports

12

Membership Committee

13

Young Neurosurgeons Report

AANS/CNS Section on
Tumors Executive Committee
2009–2011

View From the Chairman



Jeff Bruce, MD

This is a great time to specialize in tumors of the central nervous system. With advances in clinical care and innovations in translational and basic science research, neuro-oncology has never been stronger or more dynamic. The

Tumor Section plays an important role in the development of this dynamic field by encouraging tumor investigators and clinicians, providing grant funding, supporting infrastructure for meetings and generating enthusiasm for the field. This spring newsletter (thanks to editor Manish Aghi, MD, PhD) highlights many of our activities.

Tumor Section highlights:

- The upcoming AANS meeting in Philadelphia will feature a provocative tumor program organized by Stephen Tatter, MD. It will include an unprecedented number of abstracts, practical courses and breakfast sessions devoted to tumors. Highlights include the Ronald L. Bittner lecture by William Couldwell, MD, PhD, which will look at the evolution of skull base surgery. Tuesday's Tumor Section session will include an exciting program on immunotherapy as well as a lecture by this year's Farber Award honoree, Roger Stupp, MD. On Wednesday, our section presentations will conclude with a presentation of the recently published brain metastases guidelines by Steven Kalkanis, MD, and his diligent committee.
- The International Committee has been hard at work on its mission to expand collaborative efforts in education and clinical care. We are fortunate to have great

leadership in Khalid Aziz, MD, PhD, and Alfredo Quinones-Hinojosa, MD, with subcommittee leadership in strategic areas of the world, including Manfred Westphal, MD, Francesco DiMeco, MD, Zvi Ram, MD, Hossam El Huseiny, MD, Fumio Yamaguchi, MD, PhD, Jose Valerio-Pascua, MD, Alejandra Rabadan, MD, Enrique Concha-Julio, MD, Okezie Kanu, MD and Charles Teo, MD.

- The Community Collaborative Initiatives, first organized by Tony Asher, MD, and Russ Lonser, MD, are coming to fruition. They have been instrumental in developing the educational online Webinars that many of you have viewed.
- Coming off of our highly successful combined satellite meeting with the Society of Neuro-Oncology, we are busy making plans for a meeting in 2011. An organizing committee is under way to build on the success of the previous meeting.
- Our Clinical Trials Committee, overseen by Mark Linskey, MD, has been brainstorming to create an appropriate infrastructure for clinical trial development.
- Our Young Neurosurgeons representative, Tony D'Ambrosio, MD, has organized a reception for young neurosurgeons at the upcoming AANS meeting. We look forward to an exciting presentation at the reception by Alan Cohen, MD.
- Jonas Sheehan, MD, and the Awards Committee have secured several exciting grants and awards (more than any other specialty section) which have been used to reward some of the great innovators in our field.

It is a privilege to be a part of such a hardworking and talented group. I look forward to a productive year for the Tumor Section.

Medical Neuro-Oncology

Susan M. Chang, MD

In January 2010, the AANS/CNS Section on Tumors and the CNS initiated a series of educational workshops entitled “Controversies in Neuro-Oncology: An Academic-Community Forum.” This series consists of six collaborative presentations that employ Web-based technologies to examine existing medical evidence on controversial issues in neuro-oncology and to explore clinical opinion from participants in multiple practice settings. Each 90-minute multidisciplinary, interactive Webinar is devoted to select topics in neuro-oncology, and each is followed by several days of online conversation facilitated by an ongoing blog discussion.

The first Webinar was on the management of glioblastoma multiforme. Faculty members included John Sampson, MD, PhD, Manish Aghi, MD, PhD, and Susan Chang, MD. The discussion was moderated by Philip Theodosopoulos, MD. Specific emphasis was placed on the role of surgery and the use of a recently FDA-approved antiangiogenic agent, bevacizumab, for recurrent GBM. During this presentation, standard treatment approaches were reviewed for newly diagnosed and recurrent GBM. In addition, an overview was presented of the use of bevacizumab in GBM with respect to mechanism of action, neuroimaging and clinical challenges as well as a summary of the clinical trials leading to FDA approval. Ongoing clinical trials of bevacizumab and other potential indications for patients with brain tumors were mentioned.

The second Webinar provided an overview of the evolution of low-grade glioma therapy in adults and was facilitated by Dr. Chang. The definition of LGG, and the natural history and molecular cytogenetics of these tumors were reviewed by Linda Liau, MD. In addition, Mitchel Berger, MD, reviewed the role and timing of therapeutic strategies of surgery, and Mark Gilbert, MD, discussed radiation and chemotherapy.

A review of the major existing controversies in the care of patients with cerebral metastases was the focus of the discussion in the third Webinar, which was facilitated by Tony Asher, MD. The indications for chemotherapy, surgical resection, stereotactic radiosurgery and whole brain radiation in patients with cerebral metastases, with reference to the important work of the Tumor Section Guidelines Committee, were highlighted. The faculty for this session included Minesh Mehta, MD, Steven Kalkanis, MD, and Mark Linskey, MD.

To date, all the Webinars have been well attended, with more than 45 participants for each. Information about the Webinars can be accessed at <http://w3.cns.org/university/webinar>. The topics of the three upcoming sessions include “Management of Complex Meningioma,” “Management of Common Spinal Cord Tumors,” and “Principles of Modern-Day Radiotherapy for the Neurosurgeon.”

These Webinars would not have been possible without the dedication and effort of the organizing committee (Drs. Linda Liau, Steven Kalkanis, Nathan Selden, Vinay Deshmukh, and

Susan Chang) under the leadership of Drs. Tony Asher and Philip Theodosopoulos, the faculty who have generously given of their time and expertise, and the invaluable technical assistance of David Berg and Laurie Behncke of the CNS.

2009 CNS Meeting Recap

William Curry, MD

The 2009 CNS Annual Meeting in New Orleans, La., Oct. 24–29, well attended. The meeting occurred immediately after the meeting of the Society for Neuro-oncology and the AANS/CNS Section on Tumors in New Orleans. This was the first time that the Tumor Section collaborated with the SNO to hold a joint meeting, and the concept was well received. The idea of combining the Tumor Section Biennial Tumor Satellite Symposium with the fall annual SNO



New Orleans. Photo by Carl Purcell

meeting will be considered again in future years.

Highlights of the CNS meeting included the special course “Cerebral Metastases Guidelines” directed by Mark Linskey, MD, and Steven Kalkanis, MD, on Oct. 26. The course served as the formal unveiling of the important Tumor Section guidelines project, which will be expanded upon in a full symposium at the upcoming 2010 AANS Annual Meeting in Philadelphia. On Oct. 28, the special symposium “Achieving Excellence in Treatment of Craniopharyngioma” was well regarded by attendees. This symposium was moderated by Paul Gardner, MD, and John Jane Jr., MD, and panelists included James Rutka, MD, PhD, FRCSC, Jeffrey Bruce, MD, Charles Teo, MD, Thomas Merchant, MD, and Jeffrey Wisoff, MD. The Tumor Section awards presented at the CNS meeting are described elsewhere in this newsletter. Congratulations to each of the award winners.

Because of the high volume of tumor-related material at both the CNS meeting and the meeting held with the SNO, the Tumor Section took a break from the Integrated Medical Learning program this year. A topic in this format will be chosen and presented at the 2010 CNS Annual Meeting in San Francisco.

Awards Committee

Jonas Sheehan, MD

The Awards Committee continues to be active with 10 awards, one research grant award and one combined Society for Neuro-Oncology/Tumor Section award administered through the Tumor Section Awards Committee. Most of the awards are limited to Tumor Section members, providing an additional incentive for membership.

BrainLAB Community Neurosurgery Award

The BrainLAB Community Neurosurgery Award is presented at the annual meetings of the AANS and CNS. This award is given to a neurosurgeon practicing in a non-academic setting with the best abstract related to central nervous system tumors. Previous Section on Tumors chairmen Michael McDermott, MD, and Ronald Warnick, MD, were instrumental in securing this award, given through the generosity of BrainLAB.

Melvin Field, MD, received the \$1,000 award at the 2009 CNS meeting in New Orleans for his paper, "Markers Distinguishing Cancer Stem Cells From Normal Human Neuronal Stem Cell Populations in Malignant Glioma Patients."



Melvin Field, MD, (left) and Jonas Sheehan, MD



Martin Baggenstos, MD, (right) and Jonas Sheehan, MD

Synthes Skull Base Award

The Synthes Skull Base Award is given to an attending neurosurgeon, resident or fellow within the Tumor Section who submits the best abstract related

to skull base surgery. This award is given at the annual meetings of the AANS and the CNS. Franco DeMonte, MD, chair of the Skull Base Committee, was largely responsible for obtaining this award through a generous contribution from the Synthes Corporation. The awardee at the 2009 CNS meeting was Martin Baggenstos, MD, for his presentation, "Surgical Management of Endolymphatic

continued on page 4

2010 CNS Annual Meeting

Costas G. Hadjipanayis, MD, PhD, and Atom Sarkar, MD, PhD

The 2010 CNS Annual Meeting will be held in San Francisco and will feature an exciting Tumor Section seminar entitled, "Cancer, Neurosurgery, and Nanotechnology—A New Triumvirate." Moderated by Costas G. Hadjipanayis, MD, PhD, and Atom Sarkar, MD, PhD, the seminar will take place from 1:30 to 3 p.m. on Tuesday, Oct. 19.

The seminar will address cancer nanotechnology and its applications for neuro-oncology. The cancer nanotechnology field has excellent potential for innovative ways to diagnose disease at its early stages incorporating in vitro assays as well as novel imaging methods. This field is also well positioned to improve methods for cancer therapy as well as monitoring of therapeutic efficacy. This special seminar will include outside speakers from the National Cancer Institute and Georgia Institute of Technology, as well as the editor in chief of *Cancer Nanotechnology*. After this session, participants will be able to describe applications of nanotechnology with regard to oncology and, in particular, neuro-oncology. As the topic is novel, much of the session will be crafted to acquaint participants with the vernacular of nanotechnology and its current, as well as future, applications for neurosurgeons.

Presentations include:

- "NCI Alliance for Nanotechnology in Cancer—An Opportunity for a New Class of Diagnostic and Therapeutic Oncology Tools." Piotr Grodzinski, PhD, director of nanotechnology for cancer programs at the Alliance for Nanotechnology in Cancer of the National Cancer Institute
- "Brain Tumor Nanotechnology: New Opportunities in Image-Guided Surgery and Targeted Therapy." Shuming Nie, PhD, the Wallace H. Coulter Distinguished Faculty Chair in Biomedical Engineering and director of the Emory University-Georgia Institute of Technology Cancer Nanotechnology Center
- "Cancer Nanotechnology and Neurosurgery." Raghuraman Kannan, PhD, editor in chief, *Cancer Nanotechnology*
- "Convection-Enhanced Delivery: A Promising Approach for Brain Tumor Nanotechnology." Costas G. Hadjipanayis, MD, PhD, Georgia Cancer Coalition Distinguished Scholar, director of the Brain Tumor Nanotechnology Laboratory, assistant professor of neurosurgery, Emory University School of Medicine

Tumor Section Symposia: 2010 AANS Annual Meeting


Stephen Tatter, MD

The 2010 AANS Annual Meeting in Philadelphia will include two symposia on tumors on the afternoons of Tuesday, May 4, and Wednesday, May 5.

On May 4, a symposium on immunotherapy will be moderated by Roberta Glick, MD, and John Sampson, MD, PhD, and will feature presentations by Dr. Sampson, Andrew Parsa, MD, PhD, John Yu, MD, and Amy Heimberger, MD.

On May 5, a symposium on the newly released brain metastases guidelines will be moderated by Steven Kalkanis, MD, and will feature presentations by Dr. Kalkanis, Minesh Mehta, MD, Roy Patchell, MD, Mark Linskey, MD, Timothy Ryken, MD, and Charles Cobbs, MD. There also will be a total of 16 10-minute talks between the two afternoon sessions.

For additional information, see the scientific program online at www.aans.org/annual/2010/sci-program.asp.



Sac Tumors in von Hippel-Lindau Disease.” The award includes a \$1,000 honorarium.

Farber Award

Sponsored by the Farber Foundation, the Farber Award is presented at the annual meetings of the AANS and the Society for Neuro-Oncology in alternate years, and the awardee speaks at both meetings during the year of the award. Mr. James Farber is directly involved in the final selection process after the Tumor Section and SNO leadership have reviewed the nominations made by the Executive Committee. The award recognizes the most promising investigators who are achieving significant results early in their careers and is given only once to a recipient.

The 2010 Farber Award winner is Roger Stupp, MD. Dr. Stupp is known for his pioneering work in the treatment of glioblastoma multiforme. He will present his work at the 2010 AANS Annual Meeting in Philadelphia. The award amount is \$5,000.

Preuss Award

The Preuss Award, sponsored by the Preuss Foundation, is given at each of the AANS and CNS meetings to a young scientist investigating brain tumors, within 10 years of training, who has submitted the best basic science research paper. The 2009 CNS winner was Charles Kanaly, MD, for his presentation, “A Rational Approach to Personalized Treatment of Glioblastoma Multiforme.” This award has a \$1,000 honorarium.



Charles Kanaly, MD, (left) and Jeff Bruce, MD

National Brain Tumor Society Mahaley Award

The NBTS Mahaley Award is given at each of the AANS and CNS meetings to a neurosurgery resident, fellow or attending Tumor Section member who submits the best clinical study in neuro-oncology. At the 2009 CNS meeting, the award was presented to Hideyuki Kano, MD, PhD, for his paper, “Solving Radiation Effects Versus Tumor Progression: ‘T1/T2 Matching’ to Differentiate Tumor Growth From Radiation Effects After Stereotactic Radiosurgery.” He was awarded a \$1,000 honorarium.



Hideyuki Kano, MD, PhD, (left) and Jonas Sheehan, MD

American Brain Tumor Association Young Investigator Award

Sponsored by the American Brain Tumor Association, the Young Investigator Award is given at each AANS and CNS meeting to a young faculty member involved in neuro-oncology research who

has demonstrated outstanding potential for future basic science research. The applicant must have been out of training for less than six years. The awardee at the 2009 CNS Annual Meeting was Manish Aghi, MD, PhD, for his abstract entitled, “Identifying Mechanisms of Bevacizumab Evasion in Human Glioblastoma.” A \$2,000 honorarium accompanied this award.



Manish Aghi, MD, PhD, (left) and Jonas Sheehan, MD

Integra Award

The Integra Foundation Award, sponsored by the Integra Foundation, is given at each of the AANS and CNS meetings for the best research or clinical paper submitted that investigates benign brain, spinal or peripheral nerve tumors. At the 2009 CNS meeting, the winner was Gabriel Zada, MD, for his presentation, “Degree of Postoperative Fluid Diuresis Correlates With Surgical Remission in Patients Undergoing Transsphenoidal Surgery for Growth Hormone Secreting Pituitary Adenomas.” He received an award of \$1,000.



Gabriel Zada, MD

Springer Journal of Neuro-Oncology Award


The *Journal of Neuro-Oncology* Award is sponsored by Springer Publishers and is now presented at both the AANS and CNS meetings to a highly ranked abstract related to neuro-oncology in either clinical or basic science. The recipient at the 2009 CNS meeting was Tal Shahar, MD, for his paper entitled, “Trial to Survive: The Impact of Enrollment in Clinical Trials on Survival in Patients With GBM.” A \$500 award and a framed certificate were given to the winner.



Tal Shahar, MD, (left) and Jeff Bruce, MD

Stryker Neuro-Oncology Award

The Stryker Neuro-Oncology Award is given to a high ranking brain tumor clinical or basic science abstract submitted by a resident or medical student. The award is presented at the CNS and AANS annual meetings, and the senior author of the paper must be a member of the AANS/ CNS Section on Tumors. The first recipient of this award was Walavan Sivakumar, MD, for his paper, “Intratatumoral Administration of Bevacizumab (Avastin): A Novel Approach to Glioblastoma Therapy.” A prize of \$1,000 was awarded with a certificate of recognition.



Walavan Sivakumar, MD

Guidelines Subcommittee

Steven N. Kalkanis, MD

The major focus of the Tumor Section Guidelines Committee over this past year involved the completion, endorsement and publication of the country's first evidenced-based, multidisciplinary clinical treatment guidelines for brain metastases.

A team of 20 experts from neurosurgery, radiation oncology, neuro-oncology and medical oncology, along with epidemiologists from the McMaster Evidenced-Based Practice Center, completed 10 chapters outlining recommendations for all facets of the clinical treatment of brain metastases. These chapters included guidelines on the roles of whole brain radiation therapy, surgical resection, stereotactic radiosurgery, chemotherapy, anticonvulsants and corticosteroids, as well as sections on recurrent and progressive metastatic disease and new and emerging therapies for brain metastases. This effort was spearheaded by the Tumor Section and endorsed by the AANS/CNS Guidelines Committee and the executive committees of both the CNS and the AANS. The manuscripts were published in the *Journal of Neuro-Oncology* in January 2010.

Links to the manuscripts are listed below and also can be found on the Tumor Section's Web site, www.tumorsection.org.

Brain Metastases Guidelines Editorial

www.springerlink.com/openurl.asp?genre=article&id=doi:10.1007/s11060-009-0070-7

Introduction

www.springerlink.com/openurl.asp?genre=article&id=doi:10.1007/s11060-009-0065-4

Methodology

www.springerlink.com/openurl.asp?genre=article&id=doi:10.1007/s11060-009-0059-2

Role of Whole Brain Radiation Therapy

www.springerlink.com/openurl.asp?genre=article&id=doi:10.1007/s11060-009-0060-9

Role of Surgical Resection

www.springerlink.com/openurl.asp?genre=article&id=doi:10.1007/s11060-009-0061-8

Role of Radiosurgery

www.springerlink.com/openurl.asp?genre=article&id=doi:10.1007/s11060-009-0073-4

Role of Chemotherapy

www.springerlink.com/openurl.asp?genre=article&id=doi:10.1007/s11060-009-0062-7

Recurrent/Progressive Brain Metastases

www.springerlink.com/openurl.asp?genre=article&id=doi:10.1007/s11060-009-0055-6

The Role of Anticonvulsants

www.springerlink.com/openurl.asp?genre=article&id=doi:10.1007/s11060-009-0056-5

The Role of Steroids

www.springerlink.com/openurl.asp?genre=article&id=doi:10.1007/s11060-009-0057-4

New and Emerging Therapies

www.springerlink.com/openurl.asp?genre=article&id=doi:10.1007/s11060-009-0058-3

Skull Base Surgery Subcommittee

Franco DeMonte, MD

Several excellent opportunities are forthcoming for senior residents in neurosurgery to get hands-on experience with complex skull base surgery this summer.

In July 2010, the North American Skull Base Society, the NASBS, is offering its ninth annual Skull Base Surgery Workshop for Senior Neurosurgery Residents and Head and Neck Fellows. The course will take place at Louisiana State University in New Orleans from July 9 to July 12, 2010. Interested residents should direct inquiries to the North American Skull Base Society through its Web site. The AANS is sponsoring the Skull Base Course for Residents in Memphis from Aug. 5 to Aug. 8, 2010. Interested residents should contact their program directors. Additional information is available at www.aans.org/residents.

The 21st NASBS Annual Meeting is to be held in Scottsdale, Ariz., from Feb. 16 to Feb. 20, 2011. As chairman of the Skull Base Surgery Subcommittee, I encourage the Tumor Section members to rediscover the NASBS. It remains a vital and unique society. If you haven't been to a skull base meeting in a while, this would be an excellent opportunity to discover what is novel in the field.

Information regarding this meeting and other upcoming NASBS meetings can be found on its Web site, www.nasbs.org.

Also of interest is the reorganized and revamped journal, *Skull Base: An Interdisciplinary Approach*. It is listed in PubMed Central, Current Contents/Clinical Medicine, EMBASE, Excerpta Medica, Research Alert, Scopus and Scisearch. Online submissions are being accepted at <http://mc.manuscriptcentral.com/skullbase>. More information about the journal is available at www.thieme.com/sb.

If I can be of any assistance to any of our membership, please contact me at fdemonte@mdanderson.org.

Grant Opportunities

John A. Boockvar, MD

Organization	Type	Description	Award	Due Date(s)	Duration	Phone	E-mail for Questions	Web Site
The Sontag Foundation	Grant	Research/Career Development	600K	03/24/2010	4 yrs	904-273-8755	kverble@sontagfoundation.org	www.sontagfoundation.org
National Brain Tumor Society	Standard Grant	Basic/Translational Question	100K	LOI: 04/2010	1 or 2 yrs	617-924-9997	"Contact Us" page on Web site	www.brainumor.org
	Advanced Grant	Basic Research	200K	(same)	3 yrs			
	Grant	Innovative Research	150K	(same)	2 yrs			
Accelerate Brain Cancer Cure	Grant	Translational	250K	03/2010	1 yr	202-419-3140	david.sandak@abc2.org	www.abc2.org
Musella Foundation for Brain Tumor Research	Grant	All That Works	10K-50K	None	None	888-295-4740	musella@virtualtrials.com	www.virtualtrials.com
American Brain Tumor Association	Fellowships	Basic Research	80K	01/2010	2 yrs	847-827-9910	researchawards@abta.org	www.abta.org
	Grant	Translational	75K	01/2010	1 yr			
	Grant	AANS/CNS Clinical Research	50K	01/2010	1 yr		vogelbm@cctf.org	
	Medical Student Fellowship	Research	3K	03/12/2010	Summer		grants@abta.org	
James S. McDonnell Foundation	Grant	Translational	450K	3/17/2010	3-6 yrs	Web site	Through Web site	www.jsmf.org/apply/research
Pediatric Brain Tumor Foundation	Grant	Basic Science	50K	September	1 yr	828-665-6891 800-2536530	dtraynor@pbtfus.org	www.pbtfus.org
Goldhirsch Foundation	Grant	Research / Translational	100K-600K	01/07/2010	1 or 3 yrs	617-279-2254	smcnagy@goldhirshfoundation.org	www.goldhirshfoundation.org
AACR	Fellowship	AACR-NBTF	40K	August	1 yr	267-646-0665	grants@aacr.org	www.aacr.org
Sidney Kimmel Foundation	Fellowship	Basic Science	100K	December	2 yrs	443-849-3729	gcohen@gbmc.org	www.kimmel.org
	Grant	Translational	100K					
Brain Tumor Funders Collaborative NREF	Grant	Translational & Clinical Research	Check Web site	June	N/A	Web site	Through each of the organizations involved.	www.brainumorfunders.org
	Fellowship	Research	40K or 70K	October	1 or 2 yrs	847-378-0500	nref@aans.org	www.aans.org/research/fellowship
	Grant	Clinical	40K		1 yr			
William P. Van Wagenen	Fellowship	Travel Abroad	60K	October	12 mos.	(Same)	info@aans.org	www.aans.org/research/fellowship/aans.asp
Codman Fellowship in Neurotrauma and Critical Care	Fellowship	Basic/Applied Clinical Research	40K	December	1 yr	N/A	michael.fehlings@uhn.on.ca	www.neurosurgery.org
AANS/CNS	Fellowships	Spine or Peripheral Nerve	5K-30K	12/01/2009	1 yr	414-805-5400	mwang@mcw.edu	www.spinesection.org/fellowships_...awards.php

continued on page 7

continued from page 6

Organization	Type	Description	Award	Due Date(s)	Duration	Phone	E-mail for Questions	Web Site
NIH	Grant	R01	R01 New: Feb. 5, June 5, and Oct. 5 R01 renewal, resubmission, revision: March 5, July 5, and Nov. 5					
		R21	R21 New: Feb. 16, June 16, and Oct. 16 R21 renewal, resubmission, revision: March 16, July 16, and Nov. 16					
	K12 K22	K Series New: Feb. 12, June 12, and Oct. 12 K Series: renewal, resubmission, revision: March 12, July 12, and Nov. 12						
		Basic Science/ Translational	25K-30K	03/04/2010	1-2 yrs	301-515-2900 877-217-4166	cbtf@childhoodbraintumor.org Ms. Jeanne Young	www.childhoodbraintumor.org
Children's Brain Tumor Foundation	Grant	Basic Science/ Translational	150K	LOI: 04/12/10 Deadline: 07/20/2010	2 yrs	866-228-4673 212-448-9494	info@cbtf.org Joseph Fay	www.cbtf.org
Society for Neuro-Oncology International Outreach	Fellowship	Research	50K	May 2010 Call for Applications	1 yr	713-526-0269	Contact desired host institution. Sponsored by American Brain Tumor Association and EMD Serono.	www.soc-neuro-onc.org/ international-outreach
The Ben & Catherine Ivy Foundation	Grant	Research/Translational	150K	3/22/2010	1 yr	650-324-3000	chas@soc-neuro-onc.org info@ivyfoundation.org	www.ivyfoundation.org/apply-grant
Voices Against Brain Cancer Department of Defense	Grant	Research/Non-Research	20K	09/21/2010	1yr	212-340-9446	grants@voicesagainbraincancer.org	www.voicesagainbraincancer.org/
	Grant	Research	N/A	N/A	N/A	301-619-7079	cdmrp.pa@amedd.army.mil	www.grants.gov/search/search. do?mode=VIEW&oppid=48121
Brain Research Foundation	Grant	Research	40K	LOI: 12/01/09 Proposal Deadline: 03/01/2010	1yr	312-759-5150	info@theBRF.org	www.thebrf.org
ThinkCure!	Grant	Collaborative Research	N/A	04/01/2010	1yr	323-224-1360	info@thinkcure.org	www.thinkcure.org

2010 Tumors Section/ BrainLAB International Fellowship

Julie A. Quattrocchi



Felix Ijeoma Nwajei, MBBS
Host Institution: MD Anderson Cancer Center, University of Texas

Sponsor: Frederick F. Lang, MD

Research Title: Evaluating the Biology of Therapeutic Mesenchymal Stem Cells Using RCAS/Tva Glioma Model

The AANS/CNS Section on Tumors leadership and review committee congratulates Felix Ijeoma Nwajei, MBBS, the recipient of the 2010 AANS/CNS Section on Tumors/BrainLAB International Fellowship. His research will be a valuable contribution to the field of neurosurgical oncology as we in the specialty work together to make critical advances in the diagnosis and treatment of central nervous system tumors.

Dr. Nwajeiin 2001 began a formal system of training in the basic sciences at the University of Lagos, Lagos, Nigeria. He then proceeded to the College of Medicine of the University of Lagos and graduated in 2008. He is currently in neurosurgical training at the Lagos University Teaching Hospital.

During his Tumor Section/BrainLAB International Research Fellowship, Dr. Nwajei will undertake translational studies of glioma therapy in the laboratory of Frederick F. Lang, MD, in the Department of Neurosurgery at MD Anderson Cancer Center in Houston, Texas. Dr. Nwajei's project will use an RCAS/t-va glioma mouse model to evaluate the capacity of bone-marrow-derived mesenchymal stem cells, or MSCs, to act as delivery vehicles in the treatment of brain tumors. Previous work has suggested that MSCs may be capable of delivering antiglioma agents to brain tumors. Dr. Nwajei's investigations will address specifically whether the histological type of tumor or the grade of the tumor influences the ability of MSCs to localize to brain tumors after systemic injection. The proposed studies are important as they are expected to provide fundamental biological information necessary for translating novel MSC-based therapeutic approaches to patients with gliomas.

International Committee Reports

Khaled Aziz, MD, PhD

The International Committee has had active growth with numerous meetings and advances over the past six months, all highlighted in the contributions kindly provided below by International Committee members. We also would like to welcome a new international member of the AANS/CNS Section on Tumors, Hossam El-Husseney, MD, PhD, of Ain Shams University, Cairo, Egypt.

Introduction to 2010 International Outreach

Alfredo Quinones-Hinojosa, MD

This academic year will be an exciting year for neurosurgical oncology as we plan our participation in many successful international outreach programs.

In March 2010, in conjunction with Hospital Clinico San Carlos, Johns Hopkins International hosted the [First Conference on Advances in Oncologic Neurosurgery](#) in Madrid, Spain. Alessandro Olivi, MD, Ali Bydon, MD, George Jallo, MD, and I presented at the three-day program in the hope of strengthening the relationship between our colleagues in North America and Spain. We look forward to continuing this collaboration and already are planning for another seminar to be held in Spain in 2011.

Michael McDermott, MD, and I will travel to Guadalajara, Mexico, in April 2010 to speak at the [Third International Congress of Minimally Invasive Neurosurgery](#) hosted by The University of Guadalajara in a joint effort with the OPD, Hospital Civil de Guadalajara and Hospital San Javier.

A group of Johns Hopkins neurology and neurosurgery faculty will be traveling to Bogota, Colombia, in August 2010 to inaugurate the first [Updates in Neuroscience Third International Congress of Minimally Invasive Neurosurgery](#) course. The course will consist of two days of intense academic activities with leading faculty in the fields of neuro-oncology, cerebrovascular disease, epilepsy, and the neurosciences, with participation of the faculty from Fundacion Santa Fe de Bogota and its parent institution, the Universidad de Los Andes. Leading academic centers in Colombia have also been invited to participate at a national level, and an audience of specialists in the fields of neurology, neurosurgery, neuroradiology, and oncology, as well as other specialists, residents, medical students, and allied healthcare professionals are expected to attend.

Johns Hopkins University will co-host the [Ninth Annual Update in Neuro-Oncology International Meeting](#) with Instituto Neurologico Carlo Besta, The Ohio State University and Vanderbilt University Medical Center in July 2010. The program is aimed at advancing the knowledge of neurosurgeons, neurologists, medical oncologists, radiation oncologists, neuropathologists, neuroradiologists, internists, nurses, and researchers on emerging neuro-oncology treatments.

Web Resources

- [First Conference on Advances in Oncologic Neurosurgery](http://www.tumorsection.org/adipticoNeuroncologia2010.pdf)
www.tumorsection.org/adipticoNeuroncologia2010.pdf
- [Ninth Annual Update in Neuro-Oncology International Meeting](http://www.tumorsection.org/cortonaProgram.pdf)
www.tumorsection.org/cortonaProgram.pdf
- [Third International Congress of Minimally Invasive Neurosurgery](http://www.tumorsection.org/congresoGuadalajara2010.pdf)
www.tumorsection.org/congresoGuadalajara2010.pdf
- [Updates in Neuroscience Third International Congress of Minimally Invasive Neurosurgery](http://www.tumorsection.org/updatesInNeuroscience.pdf)
www.tumorsection.org/updatesInNeuroscience.pdf



Sydney Opera House at Night

Australia

Charlie Teo, MD

In New South Wales we continue to make significant strides in improving awareness of brain cancer and the limited funding that currently exists. The Lowy Cancer Center at the University of New South Wales is now complete, and Kerrie McDonald, MD, and her team have already started work in their new laboratory. Brain Tumor Awareness week, May 2–9, will feature several events that will hopefully translate into better funding and more understanding of the suffering of people with brain cancer. The Cancer Council of New South Wales will hold its open forum for brain cancer sufferers and their caregivers on May 5, and the Cure for Life Foundation will hold its annual ball on May 8.

Several new studies have opened. A phase 1 study of EGFR targeted doxorubicin for recurrent malignant brain tumors is about to recruit patients at the Centre for Minimally Invasive Neurosurgery, and the low-grade glioma study looking at either up-front chemotherapy or radiotherapy is under way.

In Queensland, there are a number of different research projects on brain tumors, in particular on glioma. The BrizBrain and Spine Research Foundation is involved with all of these studies in some capacity. At one level, clinicians are cooperating with scientists at the Queensland Institute of Medical Research looking into basic science research of glioma stem cells, particularly aspects of their radioresistance. With other groups at the Queensland Institute, they are building on earlier clinical studies into dendritic cell vaccines for malignant glioblastoma, and the upcoming phase 1

trial is testing this therapy in combination with chemoradiation. A phase I clinical trial just commenced with another group at the Queensland Institute that is testing adoptive T-cell therapy directed against cytomegalovirus antigens, in patients with recurrent glioblastoma multiforme. So far, one patient has completed treatment, and the aim is to treat 10 patients by the end of the year.

There are two neuro-oncology fellowships in Australia that could be of interest to neurosurgeons seeking additional training: (1) Clinical Fellowship in Minimally Invasive Neurosurgery (neuro-oncology), Supervisor: Charles Teo, MD, 500 pediatric and adult brain tumor patients per year; and (2) Research Fellowships (six available), Hospital: Royal Melbourne Hospital/University of Melbourne, Supervisors: Professor Andrew Kaye and Kate Drummond, MD.

Overall, I am satisfied that Australia is contributing in no small part to the advancement of research and treatment of malignant glioma, and with continued support from clinicians, the government and the public, novel treatment options will become available very soon.

Central America

Jose Valerio, MD

The creation of brain tumor groups in Honduras, El Salvador, and Panama has been a main focus of recent activity.

In November 2009, I met with Bias Lopez Felix, MD, and Gerardo Guinto, MD, president of the Mexican Neurosurgical Society, to create a meeting planned by the AANS/CNS Section on Tumors and the tumor section from the Mexican Society. We agreed that this joint meeting could be realized in Mazatlan City, Mexico, in November 2010 and/or Acapulco, Mexico, in June 2011. These national neurosurgery events would have an academic impact on neurosurgery in Central America and the Caribbean.

In November 2009, I assisted the neurosurgery resident program in Panama City, Panama, with the use of image guidance technology for brain tumors, and we performed the first frameless stereotactic biopsy in Panama. In June 2010, the residency program will organize its first neuro-oncology symposium, and the Tumor Section is invited to participate.

In January 2010, Michael McDermott, MD, from the University of California-San Francisco and I participated in a brain tumor symposium with the Mexican Neurosurgery Society in Pachuca, Mexico. We discussed creating a joint meeting in Mexico with the tumor sections from Mexico, Central America, and the AANS/CNS.

In February 2010, I participated in the Caribbean Neurosurgery Symposium in Jamaica, where attendees expressed their interest in more active academic relations with the AANS/CNS Section on Tumors.

In March 2010, as part of my position as a Latin American Young Neurosurgeon chairman, I helped to organize a group of 60 neurosurgeon subspecialists in the areas of brain tumor, vascular/endovascular, functional/epilepsy, spine, and pediatrics. In conjunction with the European Young Neurosurgeon chairman, we are planning to organize the first International Young Neurosurgeon Brain Tumor Meeting in the Canary Islands, Spain, in 2011. This is an event in which the Tumor Section's young

neurosurgeons could participate.

Also, conversation has been established between representatives from Medtronic and BrainLAB as the major sponsors to push the development of neurosurgery oncology in Latin America.

Chile

Enrique Concha, MD

The Chilean Society of Neurosurgery organized two meetings during 2009. A number of international and national speakers participated in the brain tumor meeting held July 31–Aug. 1. Kenneth Adalpe, MD, Franco De Monte, MD, Johannes Wolff, MD, Raymond Sawaya, MD, and Alfred Yung, MD, from the MD Anderson Cancer Center presented outstanding sessions.

The brain tumor program at the annual meeting of the Chilean Society of Neurosurgery was held in Concepcion on Dec. 4, 2009. This meeting focused on skull base tumors. The international speakers included Jose Carlos Bustos, MD, from Spain; Ricardo Ramina, MD, from Brazil; and Daniel Kelly, MD, from the U.S.

China

Yonggang Wang, MD

The Eighth Annual National Congress of the Chinese Neurosurgical Society took place in Nanchang, China, Oct. 24–26, 2009. More than 1,000 neurosurgeons from all over China attended this meeting. The topics covered neurotrauma, functional neurosurgery, spine surgery, neuroendoscopy, pediatric neurosurgery, cerebrovascular surgery and radio-neurosurgery. Professor Peter Black, the chairman of the World Federation of Neurosurgical Societies, and Professor James I. Ausman from the University of California, Los Angeles, were invited to the meeting and gave wonderful presentations.

The Sixth Annual Meeting of the Chinese Neuro-oncology Society, which was also the third Korea-China jointly held neuro-oncology meeting, was held in Xi'an, China, Sept. 11–13, 2009. There were 48 papers presented by neurosurgeons from China, Taiwan, the United States, Switzerland and Korea. At this meeting, Roger Stupp, MD, introduced the recent progress and future of chemotherapy on glioma.

In 2010, the 50th Anniversary Conference of the Beijing Neurosurgical Institute was held in Beijing March 20–21. Professor Chungcheng Wang, the pioneer of Chinese Neurosurgery and the director of the Beijing Neurosurgical Institute, hosted the meeting and also gave a brilliant presentation.

Forthcoming meetings in China include the following:

- **Ninth National Stereotaxic and Functional Neurosurgery Meeting**
April 24–25, 2010, Huangshan, China
- **The Fourth Academic Congress of International Chinese Neurosurgical Sciences**
June 18–20, 2010, Chengdu, China
- **Ninth National Congress of Neurosurgery**
September 2010 (The exact date and location have not been released yet.)

continued on page 10

England

Nitin Mukerji, MD, MRCSEd

The winter was extremely severe in England this year. There were two important meetings during this time. The Society of British Neurological Surgeons, the SBNS, met in Dublin for its autumn meeting. Several interesting topics were discussed in depth, and two lively topics for discussion were U.K. experiences with intraoperative MRI and day-case brain tumor surgery.

The issue that overshadowed all others at this SBNS meeting was the impact of enforcing the European Working Time Directives on neurosurgical training. The president of the Royal College of Surgeons of England, John Black, was quite categorical in his criticism of these directives and was supported wholeheartedly by the British Neurosurgical Trainees Association. Efforts are currently under way to try to convince the government to grant an opt-out for surgical specialties; however, with an election looming the prospects of any productive discussions in this matter with the Department of Health seem remote. This will be something to look out for during this summer.

In March 2010, the SBNS spring meeting was held in Cambridge. In addition, the British Neurosurgery Research Group met in Southampton. The neuro-oncology sessions discussed the progress of various ongoing studies and also work in progress in the field of basic sciences.

Future meetings to look forward to are the British Neuro-Oncology Society in Glasgow in June 2010, and the EANO European Association of Neuro-Oncology in Maastricht in September 2010.

In 2017, the SBNS aims to host the World Federation of Neurosurgical Societies meeting in London. This will be just after the centenary of the death of Sir Victor Horsley.

Italy

Francesco DiMeco, MD

The Ninth International Meeting, "Updates in Neuro-Oncology," is scheduled to take place in Cortona, Italy, July 2-4, 2010. The meeting promises to be as exciting as the one held in the same Tuscan city in 2007. This meeting is part of a series of collaborative symposia of the Istituto Neurologico Besta of Milan, Vanderbilt University, Ohio State University, and the Johns Hopkins University. This year the MD Anderson Cancer Center, the Tel Aviv Medical Center, and the Mayfield Neurological Institute will also be cosponsoring institutions.

The AANS/CNS Section on Tumors has been actively involved in the organization of the meeting. Many of its North American and international members will contribute to the depth of the speaker's roster and to the breadth of the scientific program. The meeting also will be supported by the Neuro-Oncology Committee of the European Association of Neurological Surgeons, and the Section on Tumors of the Italian Neurosurgical Society, known as SINCH. Once again, this meeting will provide an ideal opportunity to enhance the preexisting ties and establish

productive future collaborations between the European and the North American neurosurgical communities.

The outstanding international speakers panel and the topics covered by the scientific program will provide a comprehensive review of the most recent advances in the field of neuro-oncology including new insights regarding the role of cancer stem cells and the implications for future therapies. In addition, the picturesque and historically remarkable setting of Cortona together with the traditional Italian convivial atmosphere will most certainly offer an ideal surrounding to a successful meeting.

We do anticipate great participation, and we hope to see you in Cortona! For additional information, go to www.csrcongressi.com/2010X16.

Japan

Fumio Yamaguchi, MD, PhD

Professor Takamasa Kayama, the chairman of neurosurgery of Yamagata University, will be appointed a chairman of the board of directors of the National Cancer Center in Tokyo this April. His inauguration is expected to trigger potential translational research, especially in the neuro-oncology field.

Surgery fees will be revised in April. In neurosurgical operations, the fee for resection of a brain tumor will increase to 928,600 yen (\$10,302 U.S.) from 820,000 yen; endoscopic transsphenoidal surgery to 837,000 yen (\$9,285 U.S.) from 558,000 yen; and clipping of one intracranial aneurysm to 1,037,100 yen (\$11,506 U.S.) from 720,000 yen. These increases are quite large. However, the average medical cost for one person in Japan (\$2,581) is still much lower than it is in the U.S. (\$7,290). The increases in surgery fees are a welcome change for hospitals; however, they will not significantly affect neurosurgeons' wages.

The 20th Annual Meeting of the Japan Society for Hypothalamic and Pituitary Tumors was held Feb. 18-19, 2010, in Osaka, Japan.

We expect to have several meetings regarding brain tumors in the future. Upcoming meetings include:

- **30th Annual Meeting of the Japanese Congress of Neurological Surgeons**
May 7-9, 2010, Yokohama, Japan; www.jcns2010.jp/english/index.html
- **15th Annual Meeting of the Japanese Congress for Brain Tumor Surgery**
Oct. 1-3, 2010, Osaka, Japan; <http://bts2010.umin.ne.jp/>
- **69th Annual Meeting of the Japan Neurosurgical Society**
Oct. 27-29, 2010, Fukuoka, Japan; <http://jns2010.umin.ne.jp/>
- **28th Annual Meeting of the Japan Society for Neuro-Oncology**
Nov. 28-30, 2010, Karuizawa, Japan; <http://jsno28.umin.jp/>

Scotland

Sam Eljamel, MD, FRCS

The Scottish Adult Neuro-Oncology Network met at Dundee University on Nov. 27, 2009. Among the highlights of this meeting were two guest lectures on fluorescence-guided resection and photodynamic therapy by Walter Stummer, MD, Germany, and Sam Eljamel, MD, Scotland.

Fluorescence-guided resection of high-grade gliomas is approved within the European Union, including Scotland.

However, surgeons are not permitted to use the technique without certification and training. Dundee is an approved training site, and so far two courses have been completed, with six to eight surgeons attending each course. The course involves hands-on training in the OR. The next course is scheduled for April 22, 2010; further information can be obtained from m.s.eljamel@dundee.ac.uk.

Future meetings include the following:

- **The British Neurosurgery Research Group, Southampton**
March 11–12, 2010, <http://research.ncl.ac.uk/bnrg>
- **The Board (FRCS–neurosurgery) diet, Dundee**
March 18–19, 2010, www.rcsed.ac.uk/site/479/default.aspx
- **The Society of British Neurological Surgeons, Cambridge**
March 24–26, 2010, www.sbns.org.uk
- **The British Stereotactic and Functional Neurosurgery Group**
Oxford, May 28–29, 2010, <http://theconferencewebsite.com/conference-info/BSFNG-2010-2>

South America

Alejandra T. Rabadan, MD

This report focuses on the relevant activities of 2009 and the activities planned for 2010.

We dictated the postgraduate course Neuro-Oncology 2009, a course organized by the Section of Neuro-Oncology of the Argentine Society of Cancerology and the Argentine Radiation Therapy Society. Directors of the course were Alejandra T. Rabadan, MD, Ana Martinez, MD, and Blanca Diez, MD. The course was held Oct. 6–Dec. 16 at the Argentine Medical Association building. There were 75 participants; 55 were Argentine doctors and 20 were doctors from other Latin American countries.

The postgraduate course had a final examination. The analysis of the wrong answers in the exams showed that 42.3 percent of the participants answered less than 10 percent of questions incorrectly, and 8.4 percent answered more than 70 percent of questions incorrectly. This was the first course of this type that was dictated in Argentina. The Argentine Neurosurgical Association, the AANC, organized four other courses.


Two lectures were published in 2009 on the Web site of the Section of Tumors of the Latin American Federation of Neurosurgical Societies, known as FLANC. These lectures were “Management of Glioblastomas” by Jose Valerio Pascua, MD, and “Management of Brain Metastases” by Dr. Rabadan.

We are organizing the third symposium of the Society of Cancerology and Congress of the Federation of Societies of Cancerology, MERCOSUR, which will be held in Buenos Aires Aug. 6–7, 2010. The main topics proposed are management of brain metastases and management of low-grade tumors.

Switzerland

Dominik Cordier, MD

The neurosurgical departments of the University Hospitals of Bern and Basel are cooperating to cluster patients with different specific neurosurgical conditions. The clinical part of this collaboration



Lake Lucerne, Switzerland

includes, for example, the work-up of patients with epilepsy refractory to medical treatment, functional neurosurgery in movement disorders or radiosurgery. Work-up of glioma patients includes the genotypic characterization of tumors for therapeutic optimization. One important aspect of the future scientific part of this liaison is the establishment of a brain tumor bank to collect patient data, clinical courses, histopathologic and genotypic features, response to therapy and, last but not least, higher numbers of rare subtypes such as pleomorphic xanthoastrocytoma.

A current general development in many Swiss centers is the introduction of multidisciplinary tumor boards in neuro-oncology. Disciplines that attend usually include at least neurosurgery, oncology, radio-oncology, neuropathology and neuroradiology; occasionally they also include neurology or ear, nose, and throat. The discipline that has admitted the individual patient gives a short presentation, and a plan for further diagnostic work-up and/or a treatment schedule is established. Another important aspect is the discussion of unexpected or exceptional courses.

Concerning staff development, the department of neurosurgery of the University Hospital Basel currently has an extraordinary professorial position to fill. Since the subspecialization of this position is not preassigned, there is a good chance for a clinical or research-oriented neuro-oncologist to fill the spot.

In Zurich, transcranial high-energy ultrasound for treatment of intracranial lesions was successfully evaluated in a clinical study in 10 patients.

The first meeting of the Swiss Federation of Clinical Neuro-Societies will take place June 2–4, 2010, at the Congress Center in Basel and will include the Swiss Neurological Society, the Swiss Society of Neurosurgery, the Swiss Society of Clinical Neurophysiology, the Swiss Society of Neuropediatrics, the Swiss Society of Neuroradiology, and the Swiss Society of Neuropathology.

Membership Committee

Jeffrey J. Olson, MD

The AANS/CNS Section on Tumors is the leading organization of neurosurgeons with a stated special interest in the therapy of tumors involving the nervous system. The Tumor Section currently has 1,948 members on its roster. This includes 574 Active members and 1,188 Resident members. An individual's entrance into an accredited North American neurosurgical residency results in automatic enrollment into the Tumor Section. The remainder of the membership is made up of special membership categories (International, Associate, Honorary, and Adjunct) so as to accommodate the participation in section activities by as many interested individuals as possible. Additional information on membership categories is available at <http://www.tumorsection.org/membership/types.htm>.

Current annual membership dues are \$150 for Active members, \$75 for International members and \$37.50 for Adjunct members. There is no cost for Resident membership, and once residents have completed their residency, they are notified of the opportunity to

become Active members and provided with a temporary reduction in annual dues for the first year after completing their training.

Membership benefits include:

- Formal acknowledgement of your special interest in tumor. This provides enhanced credibility with tumor patients and in medico-legal activities.
- A semiannual newsletter that provides an update on Tumor Section activities, Executive Committee meeting minutes, announcement of clinical trials, and interesting articles on brain tumor management.
- A 50 percent discount on the *Journal of Neuro-Oncology* (the official journal of the section).
- Reduced registration at the section's biennial Tumor Satellite Meeting.
- Access to colleagues with similar interests.
- Access to the Members Only section of the Web site, which contains clinical trials listings, funding and research opportunities, guidelines for tumor management and topic reviews.

The Tumor Section serves as the official voice of AANS and CNS in matters related to tumors. Additionally, it deals with a myriad of tumor-related issues including new CPT codes, resident and fellowship education, and research initiatives, rewarding the finest efforts with a series of awards for meritorious research. It is important that active members inform residents that they too are members of this organization to encourage their participation and make them aware of the benefits available to them.

SANS Committee

Jason Sheehan, MD, and Sarah Jost, MD

The Tumor Section has been actively providing ongoing support for the Self-Assessment in Neurological Surgery. SANS continues to be utilized by residents, fellows and practicing physicians for neurosurgical training, examination preparation and continuing medical education, or CME. SANS also has been integrated into the Maintenance of Certification process overseen by the American Board of Neurological Surgery. In the last fiscal year, nearly 400 neurosurgeons including many tumor section members have participated in SANS for MOC purposes.

SANS currently offers Tumor Section members a wide variety of options for lifelong learning. Currently deployed SANS learning platforms include SANS general examination, pediatrics, spine, competencies, and the journal *Neurosurgery*. All of these programs have tumor questions integrated into their format.

Tumor Section members continue to provide new educational materials so as to assist in the rolling updates to the neuro-oncology and neuro-anatomy sections of SANS examinations. In addition, new questions related to tumors have been added to SANS-*Neurosurgery*, the CME learning platform associated with the journal *Neurosurgery*.

In addition, Tumor Section members are assisting in the development of SANS "fundamentals," an online educational product designed for neurosurgical residents and fellows. Thanks to the ongoing support of many members of the Tumor Section, we have been able to ensure that excellent options for lifelong learning and CME are available for Tumor Section members and for all members of the neurosurgical societies who have an interest in neurosurgical oncology through SANS.

Clinical Research Committee Update

Christopher M. McPherson, MD

The American Brain Tumor Association Clinical Research Grant is a two-year, \$100,000 award intended to support clinical research trials that are designed to provide pilot clinical data by the end of the funding period for research projects which have direct clinical application. The grant is designed specifically to help researchers develop projects and then apply for funding from larger organizations such as the National Institutes of Health.

The grant is open to any full-time neurosurgeon who is a member of the AANS/CNS Section on Tumors. Andrew Parsa, MD, PhD, of the University of California San Francisco, was awarded the grant in 2009 for his project entitled, "HSP Immunotherapy for Recurrent Glioma Patients: PI(3) Kinase Activation Predicts Poor Clinical Outcomes." The next grant application deadline is Jan. 15, 2011, so start planning your grant application now.

Young Neurosurgeons Report

Anthony D'Ambrosio, MD

The Young Neurosurgeons Committee will sponsor the Tumor Section Reception at the 2010 AANS Annual Meeting in Philadelphia. The reception will held on Tuesday, May 4, from 5:45 to 7:30 p.m. in the Liberty Ballroom, Salon B, at the Philadelphia Marriott Downtown.

This informal social reception is an excellent opportunity for young neurosurgeons and residents in training to meet many members of the Tumor Section leadership in an informal setting. The guest speaker is Professor Alan R. Cohen, MD, chief of pediatric neurosurgery at Case Western Reserve University School of Medicine and surgeon-in-chief at Rainbow Babies and Children's Hospital in Cleveland, Ohio.

The Tumor Section Reception promises to be exciting and informative. Bring your appetite as food and beverages will be available for the entire event.



*Benjamin Franklin Parkway
Photo by Edward Savaria Jr.*

AANS/CNS Section on Tumors Executive Committee 2009–2011

Chairman, Jeffrey Bruce

Secretary/Treasurer, Fred Lang

Awards, Jonas Sheehan

Bylaws, James Markert

Clinical Trials, Mark Linskey

Community Collaborative Initiatives, Aaron Cohen-Gadol, Russell Lonser

Education, Andrew Parsa

Guidelines, Steven Kalkanis

History, Fred Barker

Information Tech/Wiki, Jay Jagannathan

International, Khaled Aziz, Alfredo Quinones-Hinojosa

Journal of Neuro-Oncology, Linda Liau

Medical Neuro-Oncology, Susan Chang

Membership, Jeffrey Olson

Newsletter, Manish Aghi

Nominating, Michael McDermott

Pediatrics, Howard Weiner

Programs

CNS 2009 —Will Curry

AANS 2010 —Stephen Tatter

CNS 2010—Atom Sarkar, Costas

Hadjipanayis

AANS 2011—Allen Waziri

Radiosurgery, Bruce Pollock

Research

Science—Donald O'Rourke

Clinical—Chris McPherson

Immune—John Sampson

Funding—John Boockvar

Satellite Symposium, Randy Jensen

Self-Assessment in Neurological Surgery (SANS), Sarah Jost, Jason Sheehan

Skull Base, Franco DeMonte

Society of Neuro-Oncology, Michael Vogelbaum

Spine, Timothy Ryken

Washington Committee, Andrew Sloan

Young Neurosurgeons, Anthony D'Ambrosio

Advisory Board

William Coldwell, Chairman

Gene Barnett

Mitch Berger

E. Antonio Chiocca

Isabelle Germano

Roberta Glick

Edward Oldfield

Nelson Oyesiku

Past Chairmen

Mark Bernstein

Peter Black

Mike McDermott

Joseph Piepmeier

Mark Rosenblum

James Rutka

Raymond Sawaya

Ronald Warnick

International Committee

Co-Chairmen—Khaled Aziz, Alfredo Quinones-Hinojosa

Europe Co-Chairmen—Manfred Westphal, Francesco DiMeco

Europe Representatives—Grigore Zapuhliu, Florence LeFranc, Sam Eljamel, Nitin Mukherji, Anu-Maaria Sandmair, Dominik Cordier

Middle East Co-Chairmen—Zvi Ram, Hossam El Huseiny

Asia Co-Chairman—Fumio Yamaguchi

Asia Representatives—Peter Wang, Ugere Ture, Atul Goel

Central America Chairman—Jose Valerio-Pascua

South America Co-Chairpersons—Alejandra Rabadan, Enrique Concha-Julio

Africa Chairman—Okezie Obasi Kanu

Australia Chairman—Charlie Teo